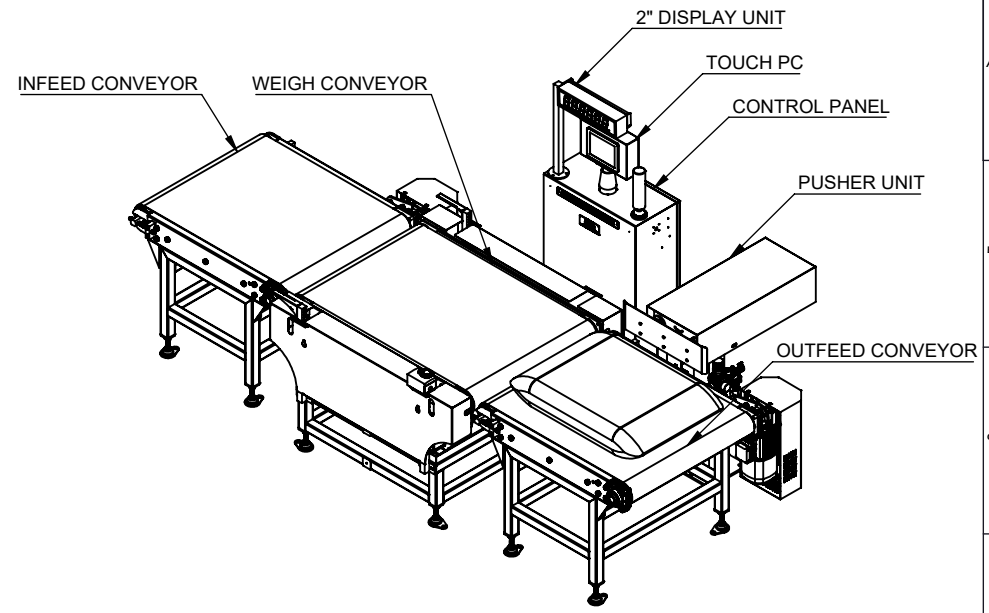
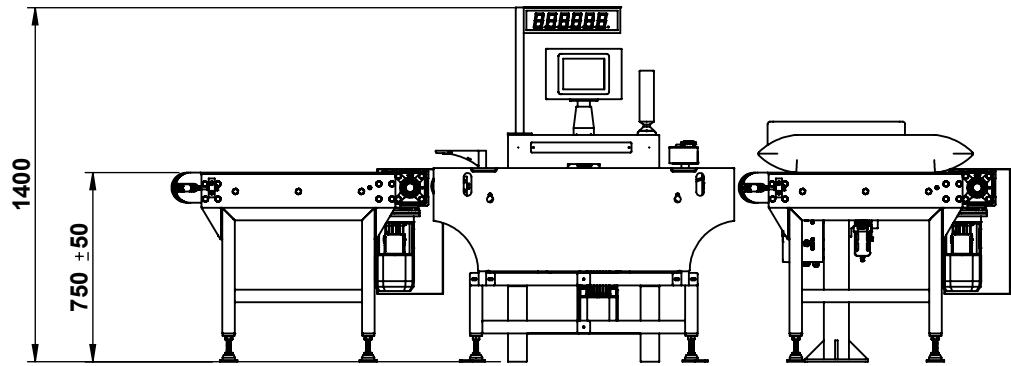


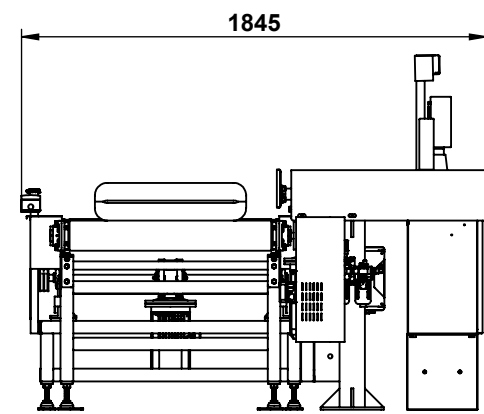
**PLAN**



**ISOMETRIC VIEW**



**ELEVATION  
GA OF B6S CHECK WEIGHER**



**SIDE VIEW**

- GENERAL NOTES :
1. ALL HOLE TOLERANCE WITH IN  $\pm 0.10\text{mm}$
  2. GENERAL TOLERANCE  $\pm 0.20\text{mm}$
  3. USE ARC WELD TO BE 5mm FILLET UNLESS OTHERWISE SPECIFIED
  4. ALL MOUNTING HOLE ARE TO BE MATCHED WITH RESPECTIVE PART
  5. POWDER COATING THICKNESS SHOULD BE IN MINIMUM 60 $\mu$
  6. AVOID SHARP CORNERS & SHARP EDGES
  7. ALL SHEET JOINT SHOULD BE TIG WELD.
  8.   MARKED AT CRITICAL DIMENSION.

				<b>LCS CONTROLS PRIVATE LIMITED</b>	
				TITLE: <b>GA OF B6S CHECK WEIGHER</b>	
				FOR: <b>MLD-P-072-D</b>	
0	FIRST ISSUE				
NO.	DESCRIPTION	BY	DATE	DRAWN	M KUMAR 04-08-2021
REVISIONS				CHECKED	THIYAGU
RELEASED FOR MANUFACTURE				APPROVED	HASM
RELEASED FOR APPROVAL				THIS DRAWING IS THE PROPERTY OF LCS CONTROLS AND IS NOT TO BE USED OR COPIED WITHOUT PERMISSION	
RELEASED FOR REFERENCE ONLY					
				SCALE: 1:50	
				DRG. NO. <b>M-1343</b> A4	
				SHEET 1 OF 1	